

Turnitin Canvas Integration – Option 1

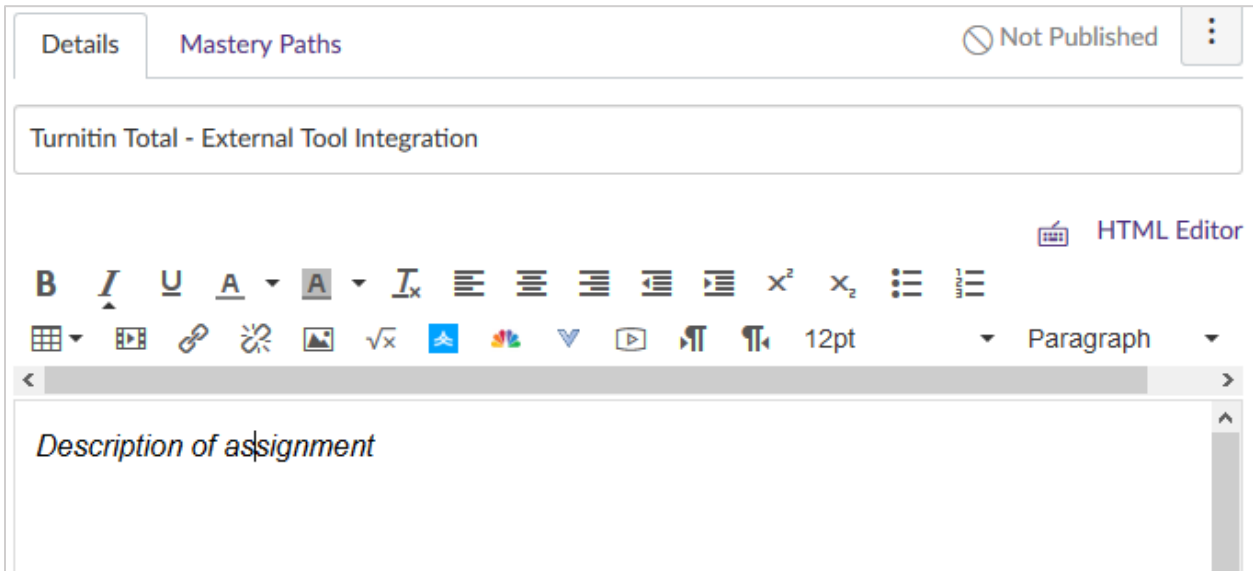
Option 1 – Total Turnitin Integration (Using Feedback Studio Tool)

This option allows you to link to Turnitin to utilize both the plagiarism checker and Turnitin’s Feedback Studio grading suite.

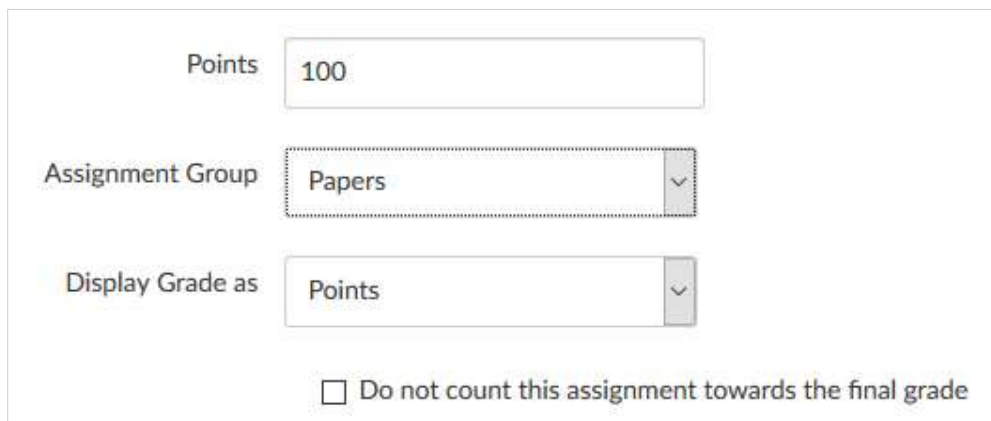
1) Navigate to **Assignments** in Canvas and **Add Assignment**



2) Add **Name** and **Description** of assignment



3) Add **Points** and select **Assignment Group** and **Display Grade** options. NOTE: You may want to create a new Assignment Group, such as, “Papers” if you are using a weighted grading scheme.



Turnitin Canvas Integration – Option 1

4) For **Submission Type**, select **External Tool**, then select **Find**.

Submission Type

External Tool

External Tool Options

Enter or find an External Tool URL

<http://www.example.com/launch> Find

Load This Tool In A New Tab

5) Select **Turnitin External Tool** from the list.

Select to save.

Configure External Tool

Select a tool from the list below, or enter a URL for an external tool you already know is configured with Basic LTI to add a link to it to this module.

- TurningPoint
- Turnitin External Tool**
- Turnitin Framework
- Vimeo

Cancel Select

6) **Save and Publish** assignment.

7) The first time you do this, a Turnitin license agreement will appear.

Turnitin User Agreement

Our user agreement has been updated. Please read our user agreement below and agree or disagree to its terms and conditions.

Turnitin End-User License Agreement

*Users who are not in the European Union refer to [Section A](#) only.
**Users in the European Union refer to [Section B](#).

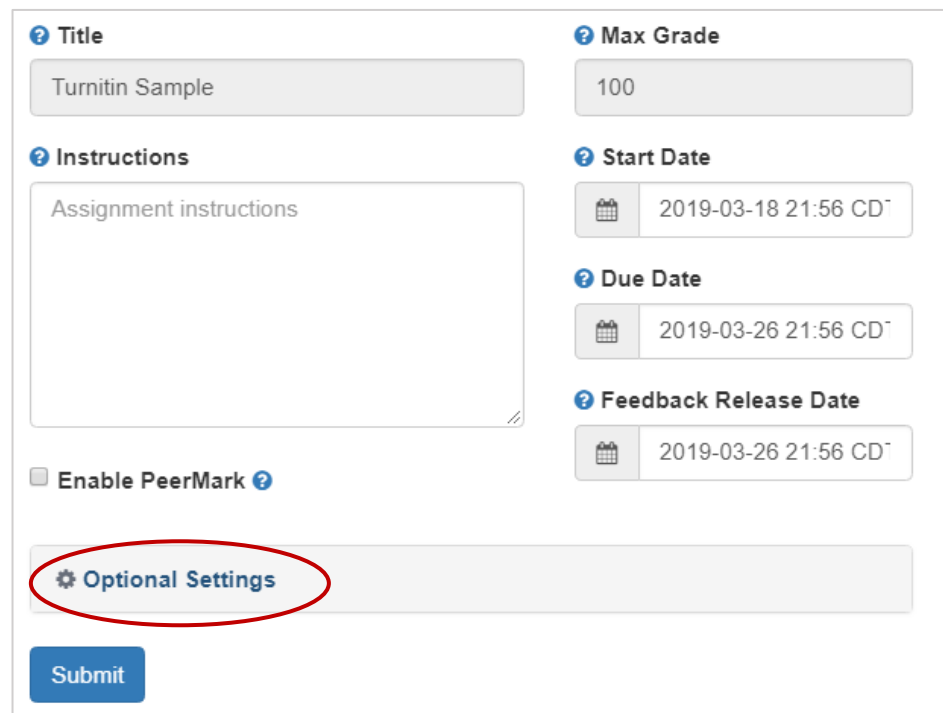
Protecting your personal data and privacy is our top priority. We are fully committed to transparency, accountability and using technology responsibly, no matter what changes emerge from our rapidly evolving

Turnitin Canvas Integration – Option 1

8) You will be taken to the Assignment Inbox. Expand the options area to access and set your preferred Turnitin settings.



9) Use the **Optional Settings** area to set your preferences and to add or select a grading rubric.



Title
Turnitin Sample

Max Grade
100

Instructions
Assignment instructions

Start Date
2019-03-18 21:56 CD^T

Due Date
2019-03-26 21:56 CD^T

Feedback Release Date
2019-03-26 21:56 CD^T

Enable PeerMark

Optional Settings

Submit

Turnitin Canvas Integration – Option 1

- 10) To view and grade submissions, go to the **Assignments** area in your course and then click on the *title of Your Turnitin Feedback Studio Assignment*.
- 11) The Turnitin **Assignment Inbox** opens. View the Similarity Report and provide feedback and grade using the full Feedback Studio suite of tools.



<input type="checkbox"/>	Author	Paper Title	Paper ID	Uploaded	Viewed	Grade	Similarity	Options
<input type="checkbox"/>	John Tarleton	CanvasinstructorCheatSheet_slimmedVersion.docx	1084764248	Feb 27th 2019, 9:29 AM CST			100%	