

## MSDNAA INSTRUCTIONS

You should have received this email below to your Tarleton student email address the end of the 1<sup>st</sup> week of school after add/drop is over. This will enable you to register and receive free software.

---

From: Tarleton State Univ.-Dept. of Computer Information Systems-MSDNAA [noreply@e-academy.com]

Sent: Tuesday, September 27, 2011 12:57 PM

To: CIS Student Name

Subject: An account has been created for you

\*\* This is an automated message -- please do not reply as you will not receive a response. \*\*

Welcome [firstname.lastname@go.tarleton.edu](mailto:firstname.lastname@go.tarleton.edu) to your MSDN Academic Alliance WebStore:  
Tarleton State Univ.-Dept. of Computer Information Systems-MSDNAA

You'll be excited to know a user account was just created for you at your school's MSDN Academic Alliance (MSDNAA) WebStore. With it, you can download and access a wide range of Microsoft developer tools, servers, and platforms for free!

### Get Started Now

To complete the registration process, you need to follow just 1 step! Clicking the registration link below will send you to a page where you'll be asked to create a unique password for your account. Once that's complete, you're done!

Complete Your Registration:

<http://e5.onthehub.com/d.ashx?s=lz0d89t389&u=f438fbc8-42e9-e011-b09a-f04da23e67f6>

If you experience problems clicking the link above, please try copying and pasting the entire link into a browser.

### Technical Support

If you have any technical difficulties while registering, downloading the software, or anything else, check out the Help section of your WebStore and review the frequently asked questions. If you don't find what you're looking for, just click the Contact Us link at the bottom of the Help page to contact your Program Administrator to get additional support.

For help go to:

<http://e5.onthehub.com/d.ashx?s=kxeqsjbadf>

Thank you,

Tarleton State Univ.-Dept. of Computer Information Systems-MSDNAA

<http://e5.onthehub.com/WebStore/Welcome.aspx?vsro=8&ws=98eefb25-c89b-e011-969d-0030487d8897>

After clicking on <http://e5.onthehub.com/d.ashx?s=lz0d89t389&u=f438fbc8-42e9-e011-b09a-f04da23e67f6> you must register

The screenshot shows a web browser window with the URL <https://e5.onthehub.com/WebStore/Account/AccountDetailsRegistration.aspx?ws:>. The page header includes navigation links for Home, Your Account, Help, and Product Search, along with Sign In and English options. The main content area is titled "Account Registration" and contains the following fields and options:

- Last Name\* and First Name\* (text input fields)
- Username (email address)\* (text input field with value @go.tarleton.edu)
- Email Address\* (text input field with value @go.tarleton.edu)
- I would like to subscribe to receive information on the latest Microsoft events, updates, special offers, and more!
- Choose a Password\* (text input field)
- Password must be at least six characters long.
- Confirm Password\* (text input field)
- Must match the password above.
- Buttons: Back, Register

At the bottom of the registration form, there are links for Privacy Policy and Safe Shopping, and logos for VeriSign Trusted, OnTheHub network, e-academy, and social media icons for Facebook, Twitter, RSS, and YouTube.

The screenshot shows the Microsoft Academic Alliance Software Center home page. The header includes the msdn.academic alliance Software Center logo and the Microsoft logo. Below the header, there are social media sharing options for Tweet (0) and Like (2 people like this). An "Announcements" section features a link for "Help for downloading your MSDNAA software" dated 2011-06-29. A "Software" section is highlighted with a purple bar. Below this, a yellow banner displays a message: "Thank you for registering." The main content area is divided into two columns:

- Categories:** A list of categories with item counts: Featured (11), Popular (12), Operating Systems (20), Developer Tools (51), Servers (46), Applications (30), Other (1), and All (144).
- Microsoft Corporation:** A grid of software products with their respective icons and titles:
  - Microsoft Project 2010
  - Microsoft Visio 2010
  - Microsoft Windows 7
  - Microsoft Access 2010
  - Microsoft office Groove Server 2010
  - Microsoft Office OneNote 2010
  - Microsoft Office Project Server 2010
  - Microsoft Office Sharepoint Designer 2010
  - Microsoft Sharepoint Server 2010
  - Microsoft Visual Studio 2010
  - Microsoft Windows XP

You will also receive this acknowledgement to your Tarleton email with your username (which is the same as your Tarleton email) after you have registered.

From: Tarleton State Univ.-Dept. of Computer Information Systems-MSDNAA [noreply@e-academy.com]

Sent: Tuesday, September 27, 2011 1:16 PM

To: CIS Student

Subject: Your account has been registered

**\*\* This is an automated message -- please do not reply as you will not receive a response. \*\***

Thank you for registering. To access your account, please sign in using your username below.

Your username is: [firstname.lastname@go.tarleton.edu](#)

If you have any questions, please see the Help section of the website.

For help go to:

<http://e5.onthehub.com/d.ashx?s=kxeqsjbadf>

Thank you,

Tarleton State Univ.-Dept. of Computer Information Systems-MSDNAA

<http://e5.onthehub.com/WebStore/Welcome.aspx?vsro=8&ws=98eefb25-c89b-e011-969d-0030487d8897>

# Installing Microsoft Software

Prior to receiving the CD or downloading most software, you should have obtained a product serial number from the web site [http://msdn04.e-academy.com/tarleton\\_bus02](http://msdn04.e-academy.com/tarleton_bus02). The following directions will aid you in this process.

1. Log on to [http://msdn04.e-academy.com/tarleton\\_bus02](http://msdn04.e-academy.com/tarleton_bus02).
2. **Sign In** and enter your entire Tarleton e-mail address in the username block, [firstname.lastname@go.tarleton.edu](mailto:firstname.lastname@go.tarleton.edu) or the email address your account was set up under.

The screenshot displays the MSDN Academic Alliance Software Center interface. At the top, there is a navigation bar with links for Home, Your Account, and Help, along with a Product Search box. A red arrow points to the Sign In link. Below the navigation bar, the MSDN Academic Alliance logo and the Microsoft logo are visible. A banner for Tarleton State University - Department of Computer Information Systems - MSDNAA is present. The main content area features an Announcements section with a link for 'Help for downloading your MSDNAA software' dated 2011-06-29. Below this is a Software section with a list of categories: Popular (12), Operating Systems (20), Developer Tools (50), and Servers (46). The Microsoft Corporation section displays three software products: Microsoft XNA Game Studio 4, Microsoft Visio 2010, and Microsoft Windows 7.

### Registered User Sign-In




Username (email address)\*


Password\*


[Forgot your password?](#)





- Once you have logged in, you must click the software button in the upper left area of the screen. This will direct you to a page which includes all the software titles we offer for CD checkout. You may select the software by simply clicking the icon of the appropriate title.

Home | Your Account |  Shopping Cart | Help | Administration | Product Search    
Welcome **iley@tarleton.edu** [Sign Out](#) | English | 

 msdn academic alliance  
Software Center







 Tweet 0  Like Be the first of your friends to like this.

#### Announcements

- [Help for downloading your MSDNAA software](#) 2011-06-29

**Software** | Lab Installs

 msdn academic alliance **Microsoft**

Categories	Microsoft Corporation
<b>Popular (12)</b>	 Microsoft XNA Game Studio 4
Operating Systems (20)	 Microsoft Visio 2010
Developer Tools (50)	 Microsoft Windows 7
Servers (46)	
Free Downloads (20)	



4. Next, select how you would like the software to be delivered. Simply click the button next to your appropriate choice and then click “Add To Cart”. Keep clicking through “Add to Cart” and “Check Out” until you reach the Guidelines page.

The screenshot shows the Microsoft Visio Professional 2010 product page on the MSDN Academic Alliance Software Center. The page is divided into several sections:

- Header:** MSDN Academic Alliance Software Center and Microsoft logos.
- Navigation:** Software and Lab Installs tabs.
- Product Title:** Microsoft Visio Professional 2010.
- Description:** Dynamic, data-driven diagrams with real-time web-sharing. Bring your diagrams to life with dynamic, data-driven visuals that are connected to real-time data and can be easily shared online with anyone.
- Download Section:**
  - [Microsoft Visio Professional 2010 32/64-bit \(English\)](#) Available to: Students/Faculty/Staff. Price: Free. Quantity: 1. **Add To Cart** button (indicated by a red arrow).
- Mail Order Section:**
  - [Microsoft Visio Professional 2010 32-bit \(English\)](#) Available to: Students/Faculty/Staff. Price: \$19.95. Quantity: 1. **Add To Cart** button.
- Pick-up Section:**
  - [Microsoft Visio Professional 2010 32/64-bit \(English\)](#) Available to: Students/Faculty/Staff. Price: Free. Quantity: 1. **Add To Cart** button.
- Footer:** Privacy Policy | Safe Shopping, VeriSign, OnTheHub, Powered by, and social media icons.

The second screenshot shows the product page for the Download option:

- Header:** MSDN Academic Alliance Software Center and Microsoft logos.
- Navigation:** Software tab.
- Product Title:** Microsoft Visio Professional 2010 32/64-bit (English) - Download.
- Product Image:** Microsoft Visio Professional 2010 software box.
- Manufacturer:** Microsoft Corporation.
- Platforms:** Windows.
- Delivery Type:** Download.
- Available to:** Students/Faculty/Staff. In Stock.
- Price:** Free.
- Quantity:** 1. **restrict** (indicated by a red arrow).
- Buttons:** **Add To Cart** and [Are you eligible?](#)
- Social Media:** Tweet (0) and Recommend buttons.
- Navigation:** Description, System Requirements, and Are you eligible? tabs.
- Product Name:** Microsoft Visio Professional 2010.

Software Lab Installs

### Your Cart

Name	Quantity	Unit Price	Price	
<a href="#">Microsoft Visio Professional 2010 32/64-bit (English) - Download</a> Date Added: 2011-08-31 8:16 AM	<input type="text" value="1"/>	Free	Free	<a href="#">Remove</a>
<a href="#">Update Cart</a>		<b>Subtotal: \$0.00</b>		

[Continue Shopping](#) [Check Out](#)



[Privacy Policy](#) | [Safe Shopping](#)



Powered by  




5. You must click on "I Accept" on the Guidelines page.

Software Center

Software Lab Install

Messages Order Receipt

MSDNAA EULA

This message applies to:

Product  
Microsoft Visual Studio Professional 2010 32/64-bit (English) - Download

MSDN Academic Alliance -- Student Use Guidelines

As a member of the MSDN Academic Alliance, the Department in which you take credit courses is authorized to provide you with program software for use on your personal computers. To be in compliance with the MSDN Academic Alliance program requirements, you must follow these usage guidelines when using the program software on your computer. You must also agree to the terms of the MSDN End User License Agreement (EULA), the Amendment to Master End User License Agreement, and any conditions required by your Department.

The MSDNAA Site Administrator at your school will be responsible for maintaining records of student use and ensuring there is full compliance with the program among all department users, including students, faculty and systems administration staff. Please see your Site Administrator for any questions that you may have about the program, or refer to [www.msdnaa.net](http://www.msdnaa.net).

By installing, copying, or otherwise using the Product, you agree to be bound by the terms of the EULA and the License Amendment. If you do not agree to be bound, do not install, copy or use the Product.

Installation Guidelines:

- Your department will provide either server access for you to download program software, or may create up to 30 copies of the software to be checked out on a temporary basis to install on personal use computers. All software reproduced for checkout will be a complete copy, and include all copyright and trademark notices.
- You must be registered in at least one credit course within the member Department to be eligible to load program software on your personal use computer. Students registered solely for non-credit courses in the Department are not eligible to receive program software.
- You may not give copies of licensed software to anyone else for their use. Other qualifying students must obtain software via the method(s) set up by the MSDNAA Site Administrator.
- In order to install certain components of the Product, you may need an Academic Alliance Product Key ("Product Key"). The Product Key will be assigned to solely to download authorized software. You may not disclose the Product Key information to anyone else.
- The MSDNAA Site Administrator will maintain records of software downloaded from server or checked out, and will provide these records to Microsoft upon request.

Usage Guidelines:

- You may use the software for non-commercial purposes including instructional use, research and/or design, development and testing of projects for class assignment and trade or personal projects. You may not use the Program software for any for-profit software development.
- When you are no longer a registered student in a department that is a member of the MSDN Academic Alliance, you may no longer receive updates for your personal use computer. However, you may continue to use previously installed software on your computer, provided you continue to follow program guidelines.
- If you violate the terms of the License Agreement and EULA, the MSDNAA Program Administrator will demand confirmation of removal of the program software on your personal use computer.

I Decline I Accept

Home Page | Ask Questions

6. The next page will show your order. Click on "Proceed with Order".

Home | Your Account | Shopping Cart | Help | Administration

Welcome [iley@tarleton.edu](mailto:iley@tarleton.edu) [Sign Out](#) | [English](#) |

**Software Center**

Software Lab Installs

Messages **Order** Receipt

**Items** All prices are in US Dollars

Name	Quantity	Unit Price	Amount
1. Microsoft Visio Professional 2010 32/64-bit(English) - Download	1	\$0.00	\$0.00
			Subtotal: \$0.00
			Taxes: \$0.00
			Total: \$0.00

**Order Information** Fields marked with an asterisk (\*) are required

Last Name\*  First Name\*

Email\*

I would like to subscribe to receive information on the latest Microsoft events, updates, special offers, and more!

[Privacy Policy](#) | [Safe Shopping](#)

7. If checking out the CD's or downloading, you need to be sure and get the serial number. (It may take awhile for the system to "retrieve" your serial number/product key. (see below – it will come up with a 25 character product key which will be a mix of numbers and letters) Most software requires this number, so you may want to **print this page**. You are now ready to pick up your software CDs. Please go to BUS 159 for the CDs or request that they be mailed to you by emailing Sharon Iley, CIS Admin. Assistant at [iley@tarleton.edu](mailto:iley@tarleton.edu) and giving her your street address.

Home | Your Account | Shopping Cart | Help | Administration | Product Search

Welcomeiley@tarleton.edu Sign Out | English

msdn academic alliance Software Center **Microsoft**

Software Lab installs

Messages Order **Receipt**


Your order has been placed and a confirmation email will be sent to you shortly. You may wish to print this page for your records. Detailed information about all of your orders can always be found under Your Account.

Order Summary	Order Information
Order Date: 2011-08-31 8:19 AM Central Daylight Time Order Number: 100025886088	Name: Sharon Iley Email: iley@tarleton.edu

Items All prices are in US Dollars

Name	Quantity	Unit Price	Amount
1. Microsoft Visio Professional 2010 32/64-bit (English) - Download <a href="#">Download</a> <a href="#">Options</a> Product Key: Retrieving... Messages: • <a href="#">MSDNAA EULA</a> Agreement Number: 1103693444	1	\$0.00	\$0.00

Subtotal: \$0.00  
Taxes: \$0.00  
Total: \$0.00



Home | Your Account | Shopping Cart | Help | Administration | Product Search

Welcomeiley@tarleton.edu Sign Out | English

msdn academic alliance Software Center **Microsoft**

Software Lab installs

Messages Order **Receipt**


Your order has been placed and a confirmation email will be sent to you shortly. You may wish to print this page for your records. Detailed information about all of your orders can always be found under Your Account.

Order Summary	Order Information
Order Date: 2011-08-31 8:19 AM Central Daylight Time Order Number: 100025886088	Name: Sharon Iley Email: iley@tarleton.edu

Items All prices are in US Dollars

Name	Quantity	Unit Price	Amount
1. Microsoft Visio Professional 2010 32/64-bit (English) - Download <a href="#">Download</a> <a href="#">Options</a> Product Key: <span style="background-color: black; color: black;">XXXXXXXXXX</span> Messages: • <a href="#">MSDNAA EULA</a> Agreement Number: 1103693444	1	\$0.00	\$0.00

Subtotal: \$0.00  
Taxes: \$0.00  
Total: \$0.00



- After installing the software, please return the CDs within ten days to Room 159 of the College of Business (unless they have been mailed to you, then you can keep them).